

INSPECTION

1. INSPECT WATER PUMP

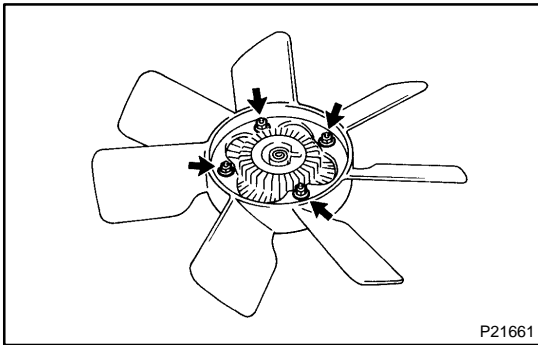
- (a) Visually check the water hole and air hole for coolant leakage.

If leakage is found, replace the water pump.

If engine coolant has leaked onto the timing belt, replace the timing belt.

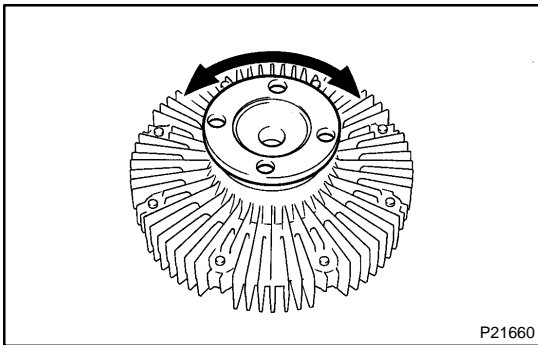
- (b) Turn the pulley, and check that the water pump bearing moves smoothly and quietly.

If necessary, replace the water pump.



2. INSPECT FLUID COUPLING

- (a) Remove the 4 nuts and fan from the fluid coupling.

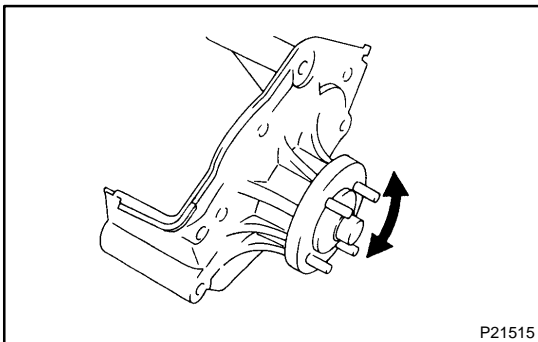


- (b) Check that the fluid coupling is not damaged and that no silicon oil leaks.

If necessary, replace the fluid coupling.

- (c) Reinstall the fan to the fluid coupling with the 4 nuts.

Torque: 7.4 N·m (75 kgf·cm, 65 in.-lbf)



3. INSPECT FAN PULLEY BRACKET

Check the turning smoothness of the fan pulley.

If necessary, replace the fan pulley bracket.

4. INSPECT TIMING BELT (See page [EM-17](#))